
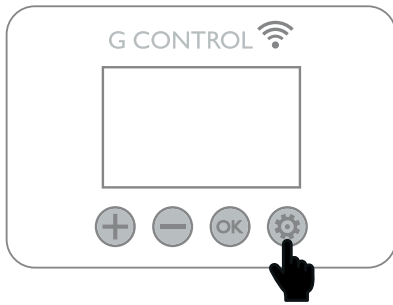
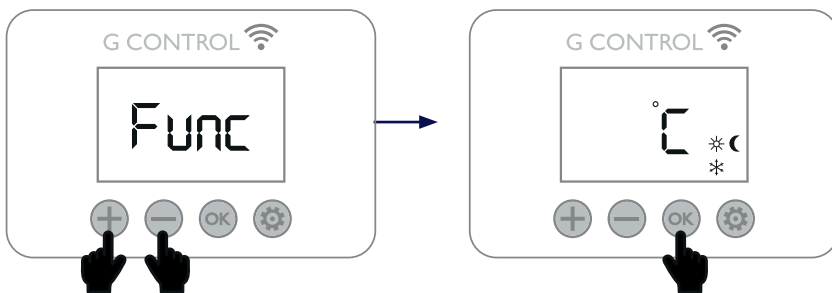


QUICK USER GUIDE - SETTING THE SET POINT TEMPERATURES

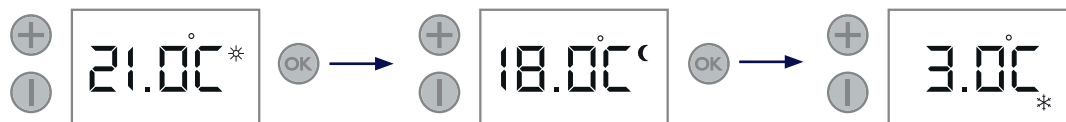
1. Press any button to get the backlight on.
2. Hold the  button until "Func" is displayed Blinking.



3. Using  or  buttons scroll through the menu until you see all three temp icons then press .



4. Again using  or  buttons set your desired temperatures and press the  button to confirm to go to the next temperature setting and repeat the process.



5. Once you have set all 3 temperatures press the  to exit.

